



# Rifle Shooting

## Merit Badge Workbook

This workbook is required by the staff at Camp John Mensinger to help you with this merit badge. Use page backs & add pages as needed. Requirements were updated: April 15, 2008, using the BSA requirements and the Rifle Merit badge book, Printing 2007.

Scout's Name: \_\_\_\_\_ Unit: \_\_\_\_\_

Counselor's Name: \_\_\_\_\_ Counselor's Ph #: \_\_\_\_\_

1. Do the following:

a. Explain why BB and pellet air guns must always be treated with the same respect as firearms: P - 26

- 1. \_\_\_\_\_  
\_\_\_\_\_
- 2. \_\_\_\_\_  
\_\_\_\_\_
- 3. \_\_\_\_\_  
\_\_\_\_\_

b. Describe how you would react if a friend visiting your home asked to see your or your family's firearm(s): P - 32

- 1. \_\_\_\_\_  
\_\_\_\_\_
- 2. \_\_\_\_\_  
\_\_\_\_\_  
\_\_\_\_\_  
\_\_\_\_\_

c. Explain the need for, and use and types of, eye and hearing protection: P - 18

Eye Protection:

Need for: \_\_\_\_\_

Use: \_\_\_\_\_

Types: \_\_\_\_\_  
\_\_\_\_\_

\_\_\_\_\_

Hearing Protection:

Need for: \_\_\_\_\_

Use: \_\_\_\_\_

Types: \_\_\_\_\_

\_\_\_\_\_  
\_\_\_\_\_

d. Give the main points of the laws for owning and using guns in your community and state:

Owning:

1. \_\_\_\_\_

\_\_\_\_\_

2. \_\_\_\_\_

\_\_\_\_\_

3. \_\_\_\_\_

\_\_\_\_\_

4. \_\_\_\_\_

\_\_\_\_\_

5. \_\_\_\_\_

\_\_\_\_\_

6. \_\_\_\_\_

\_\_\_\_\_

Using:

1. \_\_\_\_\_

\_\_\_\_\_

\_\_\_\_\_

2. \_\_\_\_\_

\_\_\_\_\_

3. \_\_\_\_\_

4. \_\_\_\_\_  
\_\_\_\_\_

5. \_\_\_\_\_  
\_\_\_\_\_

6. \_\_\_\_\_  
\_\_\_\_\_

e. Explain how hunting is related to the wise use of renewable wildlife resources: P - 83 - 84

1. \_\_\_\_\_  
\_\_\_\_\_  
\_\_\_\_\_

2. \_\_\_\_\_  
\_\_\_\_\_

f. Obtain a copy of the hunting laws for your state. Explain the main points of hunting laws in your state and give any special laws on the use of guns or ammunition: P - 84 - 85

Main points:

1. \_\_\_\_\_  
\_\_\_\_\_  
\_\_\_\_\_

2. \_\_\_\_\_

3. \_\_\_\_\_  
\_\_\_\_\_

4. \_\_\_\_\_

5. \_\_\_\_\_  
\_\_\_\_\_  
\_\_\_\_\_

6. \_\_\_\_\_  
\_\_\_\_\_

7. \_\_\_\_\_

8. \_\_\_\_\_

\_\_\_\_\_

9. \_\_\_\_\_

\_\_\_\_\_

\_\_\_\_\_

10. \_\_\_\_\_

\_\_\_\_\_

\_\_\_\_\_

\_\_\_\_\_

Special laws

1. \_\_\_\_\_

\_\_\_\_\_

\_\_\_\_\_

2. \_\_\_\_\_

\_\_\_\_\_

3. \_\_\_\_\_

\_\_\_\_\_

4. \_\_\_\_\_

\_\_\_\_\_

5. \_\_\_\_\_

\_\_\_\_\_

g.  Identify and explain how you can join or be a part of shooting sports activities: P - 86

1. \_\_\_\_\_

2. \_\_\_\_\_

3. \_\_\_\_\_

4. \_\_\_\_\_

5. \_\_\_\_\_

- 6. \_\_\_\_\_
- 7. \_\_\_\_\_
- 8. \_\_\_\_\_
- 9. \_\_\_\_\_
- 10. \_\_\_\_\_
- 11. \_\_\_\_\_
- 12. \_\_\_\_\_
- 13. \_\_\_\_\_
- 14. \_\_\_\_\_

h. Explain the proper hygienic guidelines used in shooting: P - 55

- 1. \_\_\_\_\_
- 2. \_\_\_\_\_
- 3. \_\_\_\_\_
- 4. \_\_\_\_\_

i. Give a list of sources that you could contact for information on firearms and their uses: P - 21

1.	5.
2.	6.
3.	7.
4.	8.

2. Do ONE of the following options:

OPTION A RIFLE SHOOTING (Modern Cartridge Type)

a. Identify the three main parts of a rifle, and tell how they function: P - 8



1. Part: \_\_\_\_\_

How does it function? \_\_\_\_\_  
\_\_\_\_\_  
\_\_\_\_\_

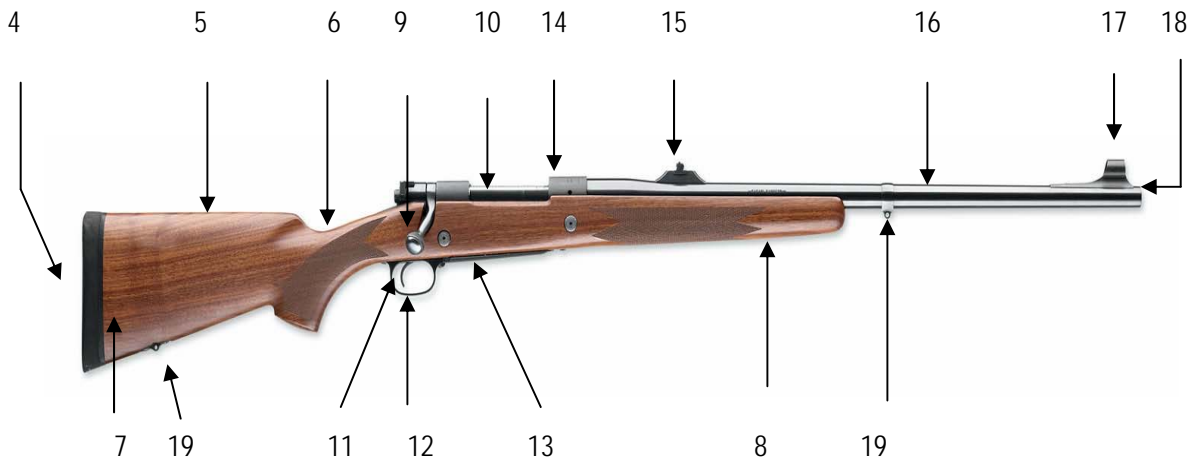
2. Part: \_\_\_\_\_

How does it function? \_\_\_\_\_  
\_\_\_\_\_

3. Part: \_\_\_\_\_

How does it function? \_\_\_\_\_  
\_\_\_\_\_

Identify all the common parts of the rifle by the major part of a rifle: P - 9

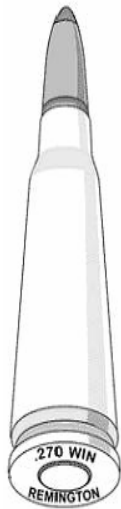


4.	12.
5.	13.
6.	14.
7.	15.
8.	16.
9.	17.
10.	18.
11.	19.

b. Identify and demonstrate the three fundamental rules for safe gun handling: P - 17

- 1.  \_\_\_\_\_  
\_\_\_\_\_
- 2.  \_\_\_\_\_  
\_\_\_\_\_
- 3.  \_\_\_\_\_  
\_\_\_\_\_

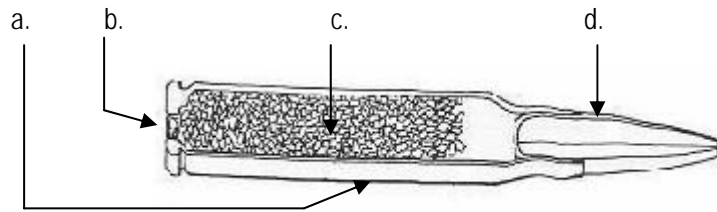
c. Identify the two types of cartridges, their parts, and how they function: P - 33



1. Cartridge Type: \_\_\_\_\_

2. Cartridge Type: \_\_\_\_\_

Name the four standard parts of a cartridge: P - 33



a. Cartridge Part: \_\_\_\_\_

Function: \_\_\_\_\_

---

---

---

---

b. Cartridge Part: \_\_\_\_\_

Function: \_\_\_\_\_

---

---

---

---

c. Cartridge Part: \_\_\_\_\_

Function: \_\_\_\_\_

---

---

---

---

---

d. Cartridge Part: \_\_\_\_\_

Function: \_\_\_\_\_

---

---

---

---

d. Explain what a misfire, a hangfire, and a squib fire are, and explain the procedures to follow in response to each: P - 35

1. A misfire is: \_\_\_\_\_  
\_\_\_\_\_  
\_\_\_\_\_

The procedure to follow in response is:

- a. \_\_\_\_\_  
\_\_\_\_\_
- b. \_\_\_\_\_  
\_\_\_\_\_
- c. \_\_\_\_\_  
\_\_\_\_\_

2. A hangfire is: \_\_\_\_\_  
\_\_\_\_\_  
\_\_\_\_\_

The procedure to follow in response is:

- a. \_\_\_\_\_  
\_\_\_\_\_
- b. \_\_\_\_\_  
\_\_\_\_\_  
\_\_\_\_\_  
\_\_\_\_\_

3. A squib fire is: \_\_\_\_\_  
\_\_\_\_\_  
\_\_\_\_\_

The procedure to follow in response is:

- a. \_\_\_\_\_  
\_\_\_\_\_
- b. \_\_\_\_\_  
\_\_\_\_\_

c. \_\_\_\_\_  
\_\_\_\_\_  
\_\_\_\_\_

d. \_\_\_\_\_  
\_\_\_\_\_  
\_\_\_\_\_

e. \_\_\_\_\_  
\_\_\_\_\_  
\_\_\_\_\_

f. \_\_\_\_\_  
\_\_\_\_\_

e. Identify and demonstrate the five fundamentals of shooting a rifle safely: P - 36 - 41

1.  Fundamental: \_\_\_\_\_

Procedure: \_\_\_\_\_  
\_\_\_\_\_  
\_\_\_\_\_  
\_\_\_\_\_  
\_\_\_\_\_  
\_\_\_\_\_

2.  Fundamental: \_\_\_\_\_

Procedure: \_\_\_\_\_  
\_\_\_\_\_  
\_\_\_\_\_  
\_\_\_\_\_

3.  Fundamental: \_\_\_\_\_

Procedure: \_\_\_\_\_

\_\_\_\_\_  
\_\_\_\_\_

4.  Fundamental: \_\_\_\_\_

Procedure: \_\_\_\_\_

\_\_\_\_\_  
\_\_\_\_\_  
\_\_\_\_\_

5.  Fundamental: \_\_\_\_\_

Procedure: \_\_\_\_\_

\_\_\_\_\_  
\_\_\_\_\_

f. Identify and explain each rule for safe shooting (Rules for Using and Storing a Gun): P - 18

1. Rule: \_\_\_\_\_

\_\_\_\_\_

Explanation: \_\_\_\_\_

\_\_\_\_\_  
\_\_\_\_\_  
\_\_\_\_\_

2. Rule: \_\_\_\_\_

\_\_\_\_\_

Explanation: \_\_\_\_\_

\_\_\_\_\_  
\_\_\_\_\_  
\_\_\_\_\_

3. Rule: \_\_\_\_\_

\_\_\_\_\_

Explanation: \_\_\_\_\_

\_\_\_\_\_

---

---

4. Rule: \_\_\_\_\_

---

Explanation: \_\_\_\_\_

---

---

---

---

5. Rule: \_\_\_\_\_

---

Explanation: \_\_\_\_\_

---

---

6. Rule: \_\_\_\_\_

---

Explanation: \_\_\_\_\_

---

---

---

7. Rule: \_\_\_\_\_

---

Explanation: \_\_\_\_\_

---

---

---

- g.  Demonstrate the knowledge, skills, and attitude necessary to safely shoot a rifle from the bench rest position or supported prone position while using the five fundamentals of rifle shooting.

h. Identify the basic safety rules for cleaning a rifle and identify the materials needed: P - 29

1. Identify the basic safety rules for cleaning a rifle:

- a. \_\_\_\_\_  
\_\_\_\_\_  
\_\_\_\_\_
- b. \_\_\_\_\_  
\_\_\_\_\_  
\_\_\_\_\_
- c. \_\_\_\_\_  
\_\_\_\_\_  
\_\_\_\_\_
- d. \_\_\_\_\_  
\_\_\_\_\_  
\_\_\_\_\_
- e. \_\_\_\_\_  
\_\_\_\_\_  
\_\_\_\_\_

2. Identify the materials needed to clean a rifle: P - 30

a.	e.
b.	f.
c.	g.
d.	h.

i.  Demonstrate how to clean a rifle properly and safely.

j. List what points you would consider in selecting a rifle: P - 21 - 25

- 1. \_\_\_\_\_
- 2. \_\_\_\_\_
- 3. \_\_\_\_\_
- 4. \_\_\_\_\_

- 5. \_\_\_\_\_
- 6. \_\_\_\_\_
- 7. \_\_\_\_\_
- 8. \_\_\_\_\_
- 9. \_\_\_\_\_
- 10. \_\_\_\_\_
- 11. \_\_\_\_\_
- 12. \_\_\_\_\_
- 13. \_\_\_\_\_
- 14. \_\_\_\_\_
- 15. \_\_\_\_\_
- 16. \_\_\_\_\_
- 17. \_\_\_\_\_
- 18. \_\_\_\_\_
- 19. \_\_\_\_\_
- 20. \_\_\_\_\_
- 21. \_\_\_\_\_
- 22. \_\_\_\_\_

k.  Using a .22 caliber rimfire rifle and shooting from a bench rest or supported prone position at 50 feet, fire five groups (three shots per group) that can be covered by a quarter.

Using these targets, explain how to adjust the sights to zero a rifle (center the group on the target): P - 53 - 54

---

---

---

---

---

I. Adjust sights to center the group on the target\* and fire five groups (five shots per group). According to the target used, each shot in the group must meet the following minimum score: P - 54

1. A-32 targets - 9 Score: \_\_\_\_\_

2. A-17 or TQ-1 targets - 7, Score: \_\_\_\_\_

3. A-36 targets - 5. Score: \_\_\_\_\_

**\* Note: It is not always practical to adjust the sights (i.e. when using a borrowed fixed-sight rifle). For requirement 2(I), you may demonstrate your ability to use the shooting fundamentals by shooting five shot groups (five shots per group) in which all shots can be covered by or touch a quarter and then explain how to adjust the sights to zero the rifle used.**